

2026 Community Health Needs Assessment

Monroe County Medical Center



529 Capp Harlan Road | Tompkinsville, KY 42167

<https://www.mcmccares.com/>

This Community Health Needs Assessment (CHNA) report was prepared for Monroe County Medical Center by Blueprint Kentucky at the University of Kentucky. Blueprint Kentucky staff Melody Nall, Mercedes Fraser, Simona Balazs, Joe Kerksmar, Sarah Bowker and Alison Davis contributed to the information in this final report.

Blueprint Kentucky works with stakeholders to build engaged communities and vibrant economies. If you have questions about the assessment process, contact Melody Nall, Blueprint Kentucky Engagement Director: melody.nall@uky.edu or (859) 218-5949.



blueprintkentucky.ca.uky.edu

Dear Community Member:

Monroe County Medical Center, a non-profit hospital, is proud to have served Monroe County and the surrounding communities for over 40 years at our present location. Our hospital partnered with the Monroe County Health Department and other community partners to form a steering committee to better understand the current health status of the communities we serve, to recognize gaps in health services, and to develop targeted strategies to guide the appropriate use of our resources to improve health outcomes.

Primary data was obtained via focus groups with key stakeholders from the local communities and via individual questionnaires. Data obtained from these tools was combined with local, state, and national data sources for presentation in this report. I would like to express my appreciation to those individuals who participated in the focus groups and completed the survey. This collaborative approach helps Monroe County Medical Center to identify priority areas where we may better serve our community to provide greater accessibility to healthcare services, to provide information about the risk and symptoms of prevalent diseases, and to begin formulating potential initiatives to meet identified needs.

While we may not have the resources to address all identified needs, we will use this plan to prioritize the health needs identified in this document and will work in conjunction with our community partners to address those needs. We look forward to working together to improve the overall health of our communities. The Board, Medical Staff, and employees of Monroe County Medical Center feel that it is our mission to enhance the health and well-being of Monroe County and the surrounding counties.

Sincerely,

Andrea McLerran
CEO

Table of Contents

Introduction	5
CHNA Process	6
Progress Since Last CHNA	7
Community Served by Monroe County Medical Center	9
Secondary Health Data	9
County Health Rankings Data Trends	13
Hospital Utilization Data	19
Community Steering Committee	22
Community Feedback	23
Focus Groups and Key Informant Interviews	23
Community Survey	28
Prioritization of Identified Health Needs	34
Next Steps	35
Appendix	36

Secondary Data Sources, Community Survey, Board Approval

Introduction

Monroe County Medical Center is a rural, acute-care hospital located in Tompkinsville, Kentucky. Tompkinsville is the county seat of Monroe County, which is located in South Central Kentucky. The facility is staffed by approximately 240 licensed and non-licensed personnel, which makes the Monroe County Medical Center one of the county's major employers.

The facility has 49 licensed beds and offers numerous outpatient services. Monroe County Medical Center operates the general acute-care Hospital, Adult Day Care, and EMS/911 Center. The Monroe County Medical Center is accredited by The Joint Commission (TJC).

MISSION

The Monroe County Medical Center is a rural healthcare organization which values compassion, respect and confidentiality. Monroe County Medical Center provides quality, safe primary and specialty services for the citizens of Monroe County and surrounding areas through detection, prevention, and treatment of illness.

VISION

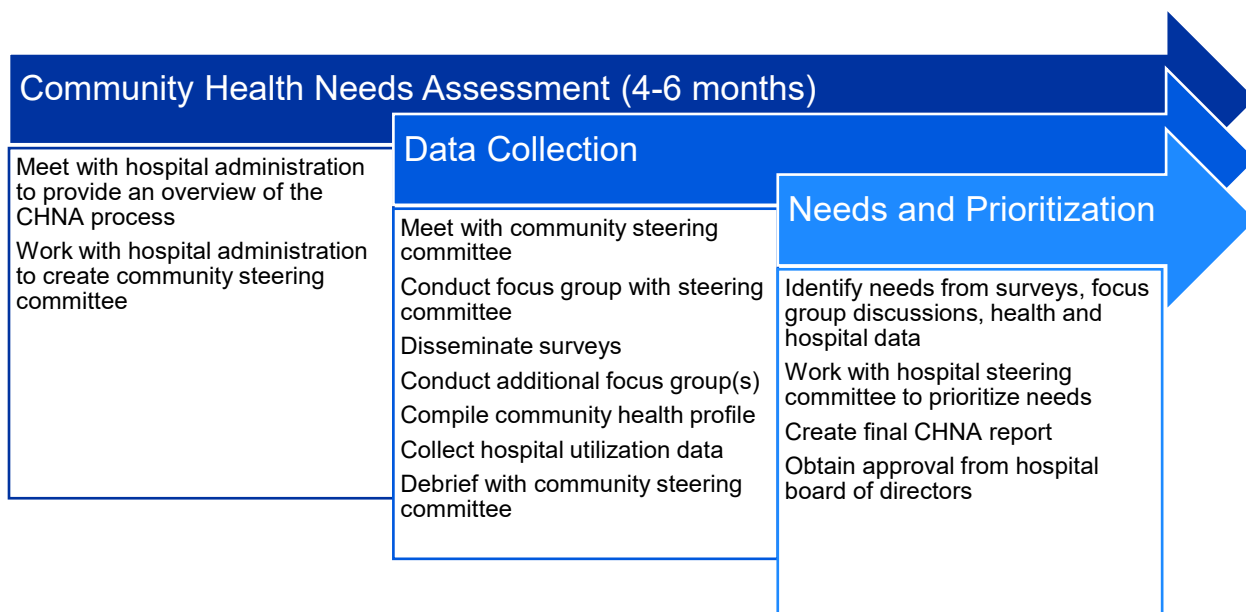
Monroe County Medical Center will be recognized as an outstanding leader in the provision of quality, safe healthcare services. The Medical Center strives through continuous quality improvement to meet the needs of its customers by providing primary patient care in an environment which offers specialty services and focuses on prevention of illness, thereby improving the quality of life.

CHNA Process

Monroe County Medical Center contracted with the Blueprint Kentucky in the fall of 2025 to conduct a Community Health Needs Assessment (CHNA) for Monroe County Medical Center in accordance with the Affordable Care Act. The Affordable Care Act, enacted March 23, 2010, added requirements that hospital organizations must satisfy in order to be described in section 501(c)(3), as well as reporting and excise taxes.

The IRS requires hospital organizations to complete a CHNA and adopt an implementation strategy at least once every three years. This CHNA was the third prepared by Blueprint Kentucky for this organization; prior reports were completed in 2020 and 2023.

Here is an overview of the CHNA process that Blueprint Kentucky uses based on the IRS guidelines:



Monroe County Medical Center

2022 community health needs... addressed!

✓ Objective 1: Substance use and addiction

As part of the KY Statewide Opioid Stewardship program, a peer support specialist was placed in the emergency department to serve as a resource for individuals with substance use disorder.

Meeting space on-campus is provided weekly to Narcotics Anonymous, Al-Anon, and Life Recovery.

✓ Objective 2: Mental Health

A screening tool to identify patients for risk of suicide was implemented and care is modified as appropriate based on this screening tool.

✓ Objective 3: Nutrition Education, Food Access, and Diabetes

Hospital-sponsored diabetes education classes resumed in 2023 and are ongoing. One-on-one nutrition consults are offered free of charge to patients referred by their primary care provider. The hospital also began engagement with the Food is Medicine initiative sponsored by the Commissioner of Agriculture.

From our CEO...

Monroe County Medical Center continues to have a focused effort to recruit additional health care resources to our community. Over the past three years, we have successfully recruited one primary care physician and three new specialists to our outreach clinic- general surgery, vascular surgery, and pulmonology.

✓ **Objective 4: Increased health access**

A new physician, Caylan McPherson, D.O., was recruited and began her practice in 2023.

Vascular surgery, general surgery, and pulmonology specialists established an outreach clinic at the hospital during this reporting period.

Teleneurology services in conjunction with a regional stroke center have continued.

Our facility conducts a Community Health Needs Assessment every three years.

We are excited to share our progress from the last assessment, as we prioritize our next goals based on recent community input.

Thank you for your continued support of Monroe County Medical Center.

Andrea McLerran
Monroe County Medical Center CEO

Community Served by Monroe County Medical Center

Monroe County Medical Center determined its defined service area for this Community Health Needs Assessment as Monroe County, KY by reviewing 2024 acute care admissions data. In that year, 83 percent of Monroe County Medical Center acute care admissions originated from Monroe County. This figure comes directly from the hospital.

In this section, publicly available data are presented for Monroe County. These data come from the *County Health Rankings & Roadmaps* website (<https://www.countyhealthrankings.org/>), data on substance use rates come from *Kentucky Injury Prevention and Research Center* (<https://kiprc.uky.edu/>), and data on invasive cancer incidence are from *Kentucky Cancer Registry* (<https://www.kcr.uky.edu/>).

These data sites provide social, economic, and health data that is intended for use by communities to understand the multiple factors that influence a population's health. For more information on data sources, please see the Appendix. These data were accessed in December 2025.

Population	Monroe County	Kentucky	US Overall
2023 Population Estimate	11,306	4,526,154	334,914,895
Percent of Population under 18 years	23.8%	22.5%	21.7%
Percent of Population 65 years and older	19.7%	17.8%	17.7%
Percent of Population Non-Hispanic White	91.5%	82.4%	58.4%
Percent of Population Non-Hispanic Black	2.1%	8.4%	12.6%
Percent of Population Hispanic	4.6%	5.0%	19.5%
Percent of Population Asian	0.3%	1.8%	6.2%
Percent of Population American Indian & Alaska Native	0.2%	0.3%	0.7%
Percent Native Hawaiian/Other Pacific Islander	0.1%	0.1%	0.2%
Percent of the Population not Proficient in English	0.9%	1.3%	8.4%
Percent of the Population Female	50.0%	50.4%	50.5%
Percent of the Population Rural	100.0%	41.3%	20%

Health Outcomes	Monroe County	Kentucky	Top US Performers
Premature death rate (under age 75) per 100,000 pop.	11,281	11,687	8,400
Percent of live births with low birth weight	10.1%	8.8%	8%
Percent of population in fair/poor health	24.2%	20.3%	17%
Physically unhealthy days	5.4	4.5	3.9
Percent of population in frequent physical distress	15.8%	14.3%	12%
Mentally unhealthy days	5.7	5.0	5.1
Percent of population who are diabetic	12.2%	12.9%	10%
HIV prevalence rate	N/A	8,464	387
Health Behaviors			
Percent adult smokers	22.2%	17.6%	13%
Percent obese adults with BMI >=30	39.4%	38.1%	34%
Percent physically inactive adults	29.7%	25.1%	23%
Percent of population with access to exercise opp.	47.5%	69.8%	84%
Percent of adults excessively/binge drinking	14.9%	15.3%	19%
Percent of driving deaths due to alcohol impairment	14.3%	25.6%	26%
Chlamydia rate (newly diagnosed) per 100,000 pop.	132.1	406.8	495
Teen birth rate (ages 15-19) per 100,000 pop.	45	24	16
Drug overdose mortality rate per 100,000 pop.	N/A	50	31
Motor vehicle crash deaths per 100,000 pop.	24	17	12
Clinical Care			
Percent uninsured adults	9.1%	7.6%	11%
Percent uninsured children	5.6%	4.2%	5%
Primary care provider ratio	2247:1	1601:1	1,310:1
Dentist ratio	1893:1	1502:1	1,340:1
Mental health provider ratio	1256:1	320:1	290:1
Preventable hospital stays for ambulatory-care sensitive conditions per 100,000 Medicare enrollees	8,902	3,336	2,666
Percent of population FFS Medicare enrollees receiving flu vaccinations	27.0%	46.0%	48%
Percent of female Medicare enrollees ages 65-74 receiving mammography screening	32.0%	43.0%	44%

Social & Economic Environment	Monroe County	Kentucky	US Overall
Percentage of adults ages 25 and over with a high school diploma or equivalent	82.4%	88.5%	89%
Percentage of ages 25-44 with some post-secondary college	39.9%	63.2%	68%
Percent of unemployed job-seeking population 16 years and older	4.3%	4.2%	3.60%
Percent of children in poverty	29.6%	20.2%	16%
Percent of children in single-parent households	24.4%	25.5%	32.6%
Median household income	\$44,605	\$61,099	\$77,700
Social association rate per 10,000 population	7.0	10.2	9.1
Injury death rate per 100,000 population	95	110	84

Physical Environment

Average daily density of air pollution - PM 2.5	7.5	8.0	7.3
Presence of drinking water violations	No	N/A	N/A
Percentage of severe housing problems with at least one of the following: Overcrowding, high housing costs, or lack of kitchen or plumbing facilities	11.7%	12.9%	17%
Percentage of workforce driving alone to work	81.5%	77.8%	70%
Percentage of workforce commuting alone for more than 30 minutes	33.6%	30.8%	37%

Food Access

Percentage of population who lack adequate access to food	18.6%	15.7%	N/A
Percentage of population who are low-income and do not live close to a grocery store	1.7%	6.4%	N/A
Percentage of children enrolled in public schools that are eligible for free or reduced-price lunch	67.4%	57.5%	55%

Substance Use Rates, Monroe County	2020	2024
Any Drug-Involved Fatal Overdose, rate per 100K population	<i>Suppressed</i>	<i>Suppressed</i>
Any Drug-Involved Non-Fatal Overdose, rate per 100K population	229.7	194.6
ED Visit with a SUD Diagnosis, rate per 100K population	547.8	619.1

Top 10 Invasive Cancer Incidence Rates

<i>All Genders, All Races, 2019-2023</i>	Monroe	Crude Rate	Age-adjusted Rate
Total all sites over five years ('19-'23)	410	724.3	538.8
Prostate (males only)	57	200.1	138.9
Lung and Bronchus	71	125.4	83
Breast	56	98.9	78.4
Colon & Rectum	42	74.2	57.5
Cervix Uteri (females only)	6	21.3	27.5
Melanoma of the Skin	17	30	25.9
Kidney and Renal Pelvis	16	28.3	25.9
Corpus Uteri (females only)	10	35.6	25.3
Miscellaneous	13	23	16.9
Thyroid	9	15.9	15.1

Note: All rates are per 100,000 population. All rates are age-adjusted to 2000 US Standard Million Population.

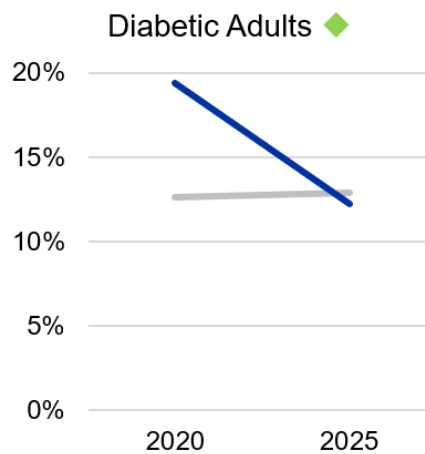
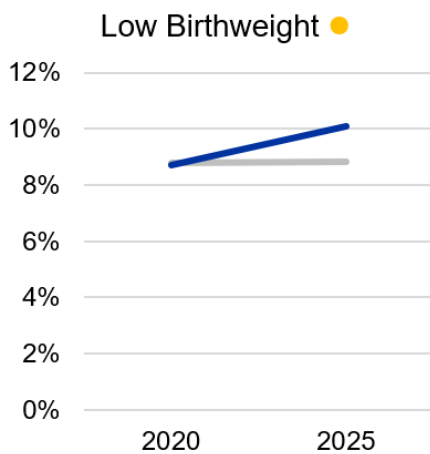
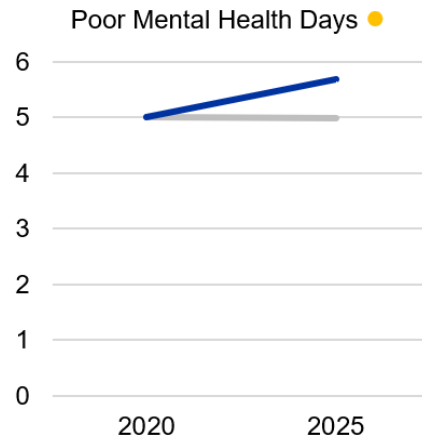
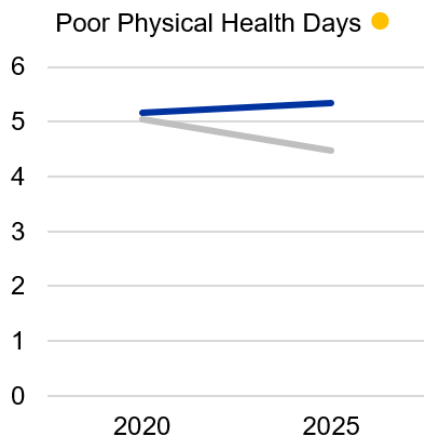
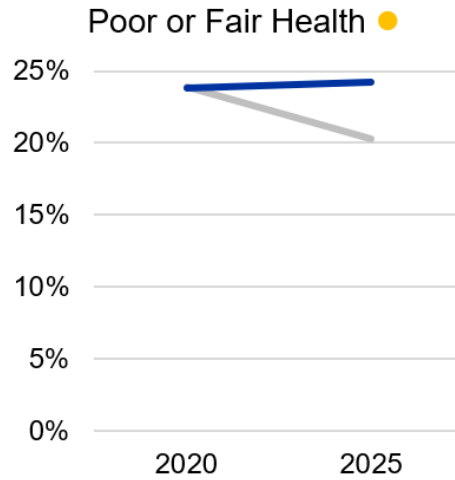
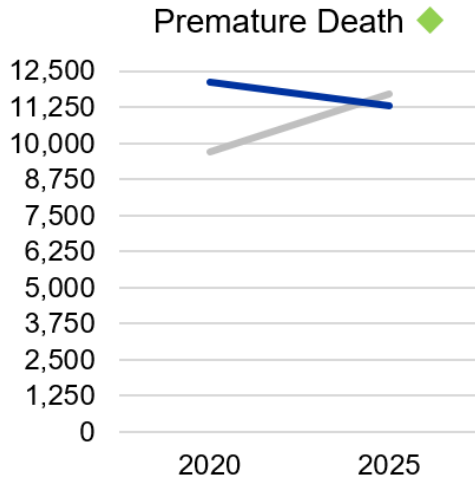
Next, to provide more context for the ongoing health of the community, we present five-year data trends for Monroe County alongside the state average. These data come from the *County Health Rankings & Roadmaps* website and include selected health outcomes, health behaviors, and access to care as well as social, economic, and environmental factors that impact the health of Monroe County residents.

The blue lines represent Monroe County’s data, and the gray lines are the Kentucky average for comparison. Further, each graph includes a title of the data, and either a yellow circle or green diamond that helps the reader quickly determine if the data indicates an improving trend (green), or a worsening trend (yellow). For more information on data sources, please see the Appendix.

County Health Rankings Data Trends

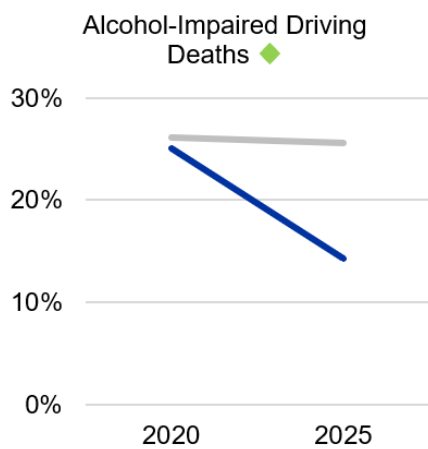
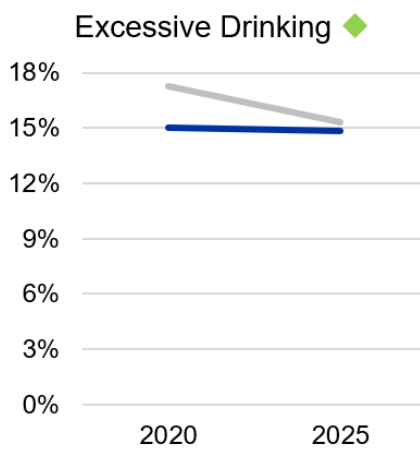
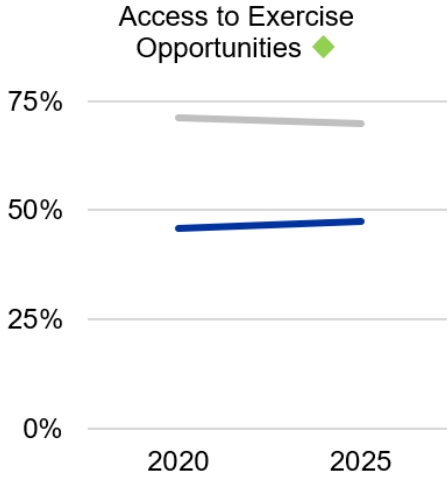
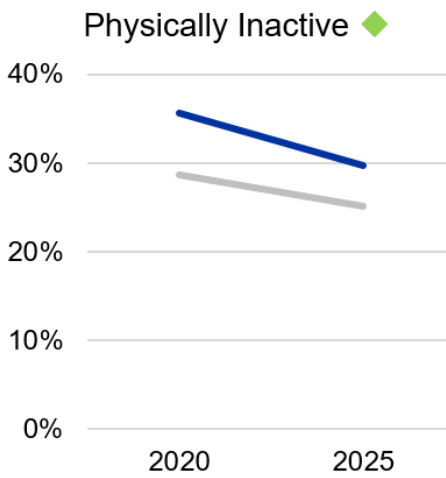
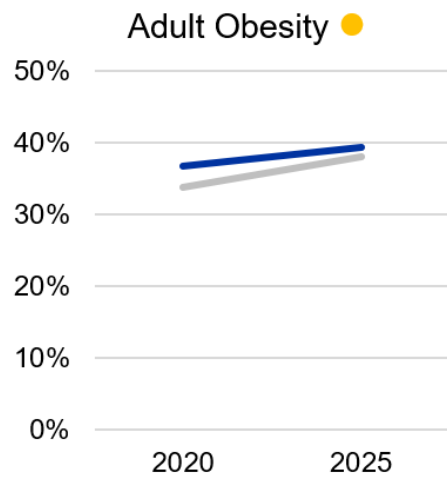
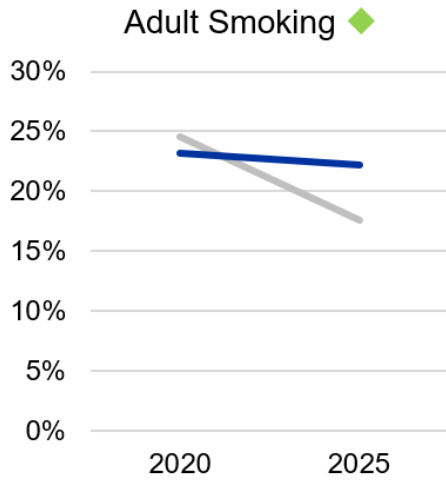
Health Outcomes

Note: Monroe County is in **blue**, the Kentucky average is in **gray**.



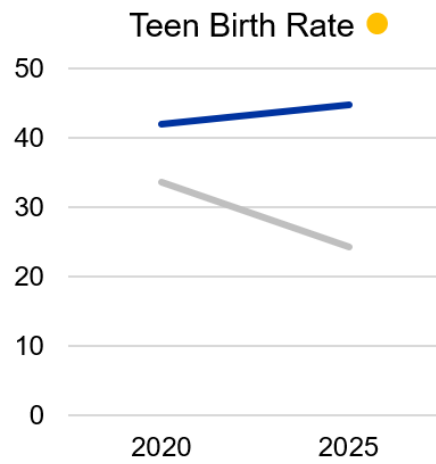
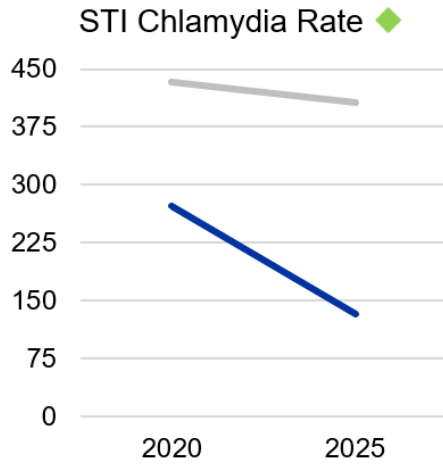
Health Behaviors

Note: Monroe County is in **blue**, the Kentucky average is in **gray**.



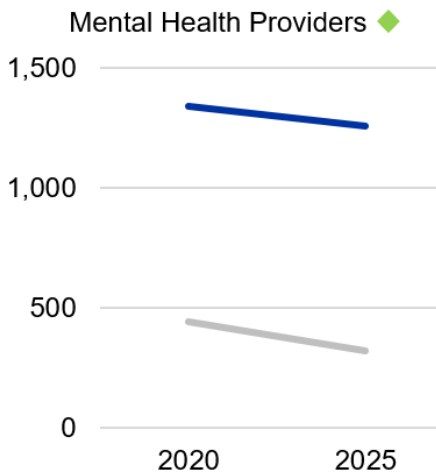
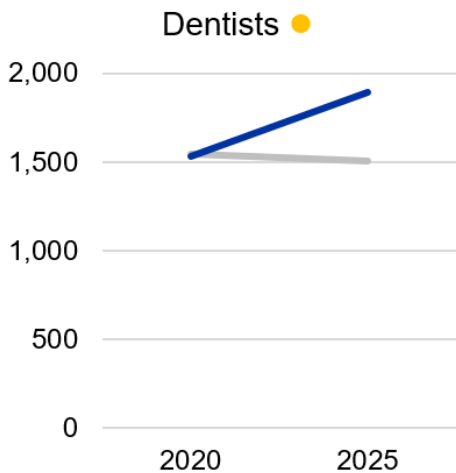
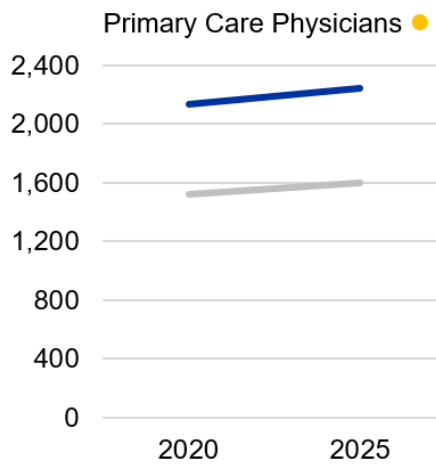
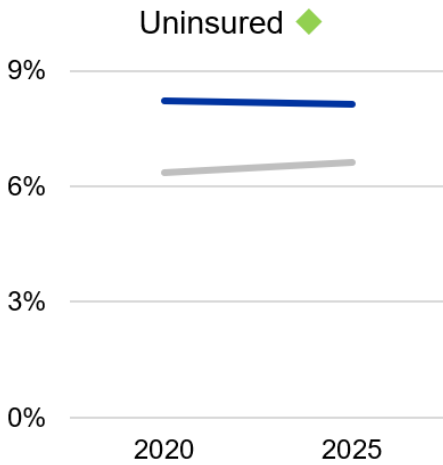
Health Behaviors, continued

Note: Monroe County is in **blue**, the Kentucky average is in **gray**.



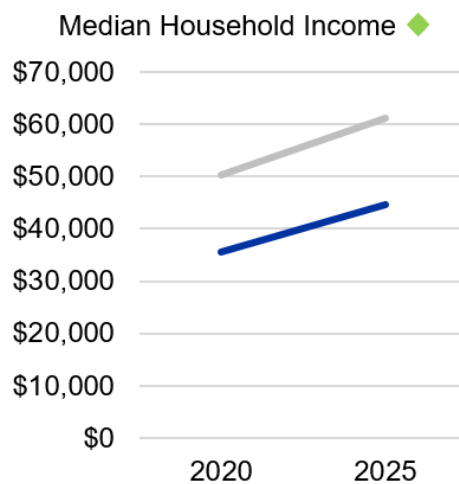
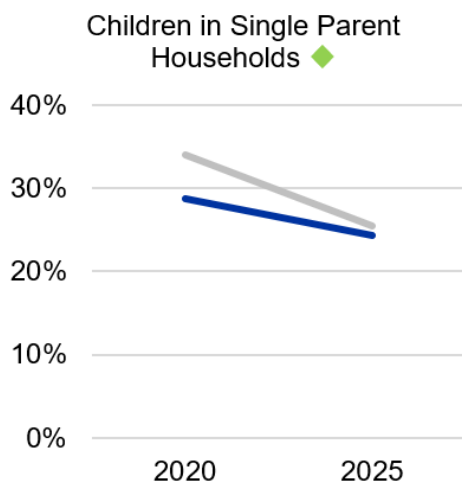
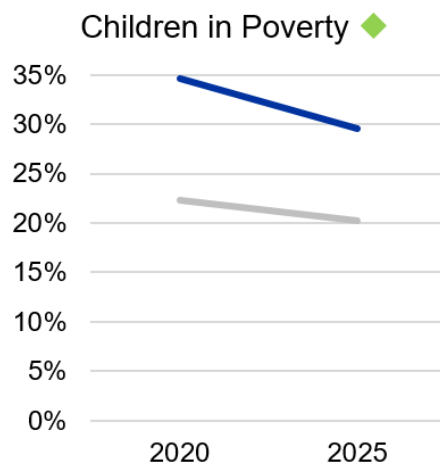
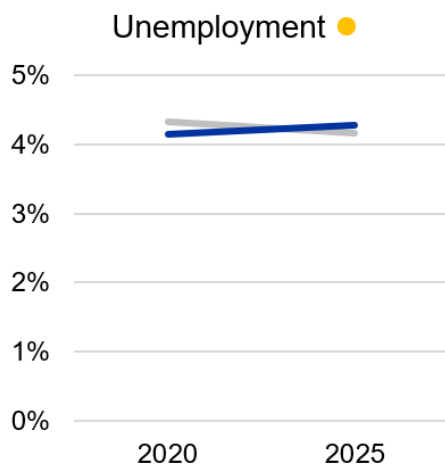
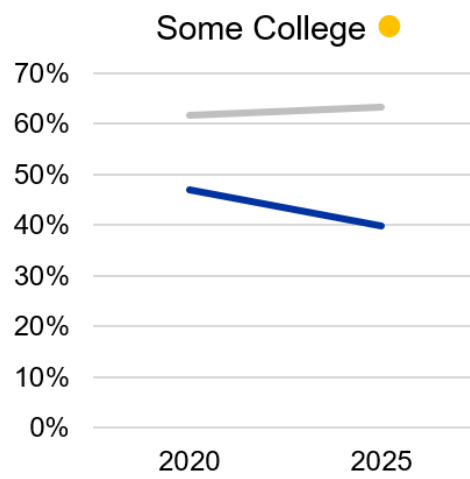
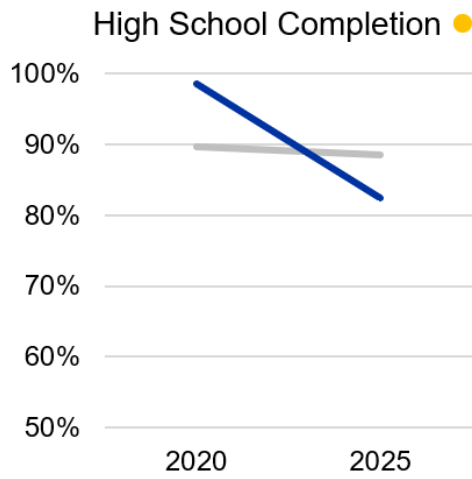
Access to Care

Note: Monroe County is in **blue**, the Kentucky average is in **gray**.



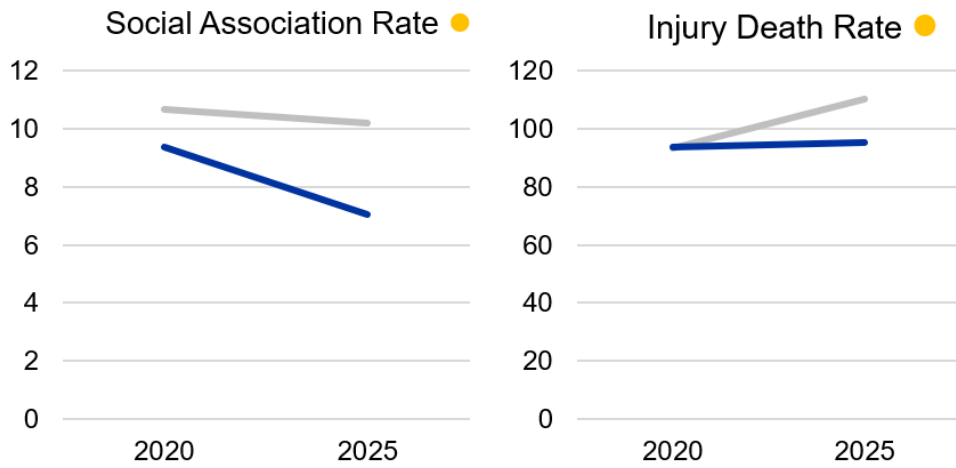
Social and Economic Environment

Note: Monroe County is in **blue**, the Kentucky average is in **gray**.



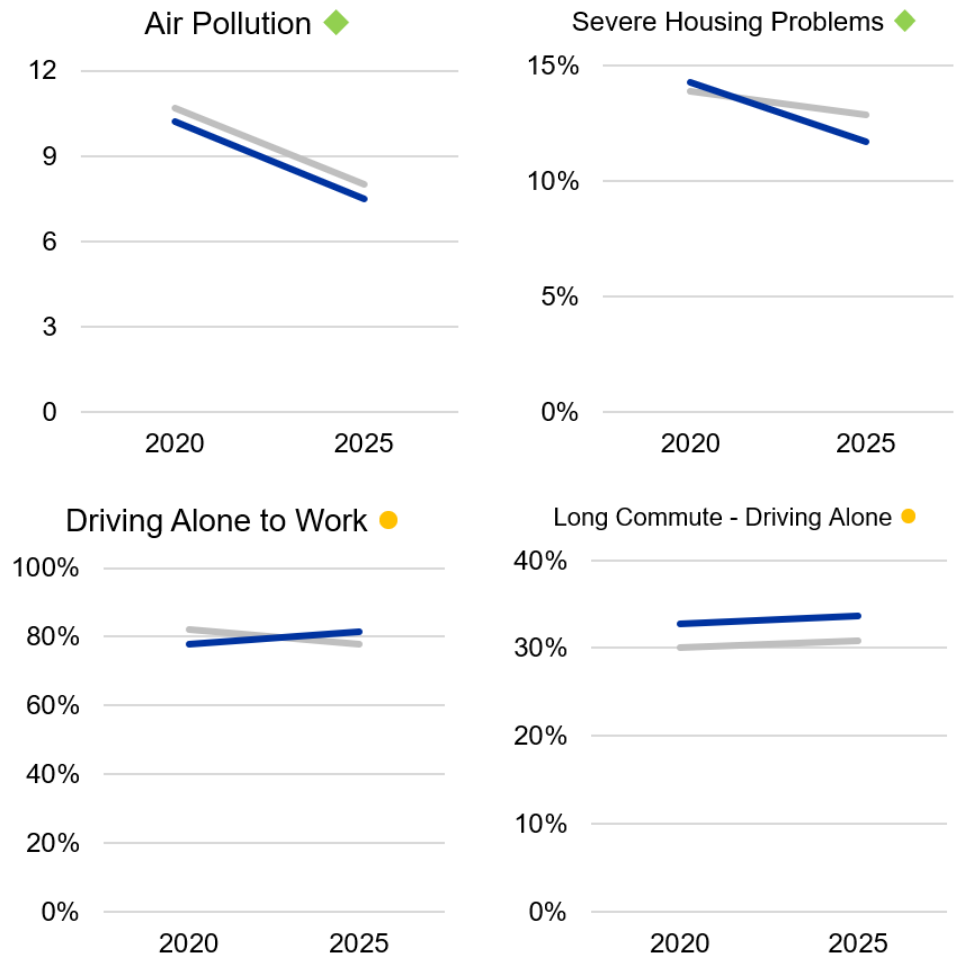
Social and Economic Environment, continued

Note: Monroe County is in **blue**, the Kentucky average is in **gray**.



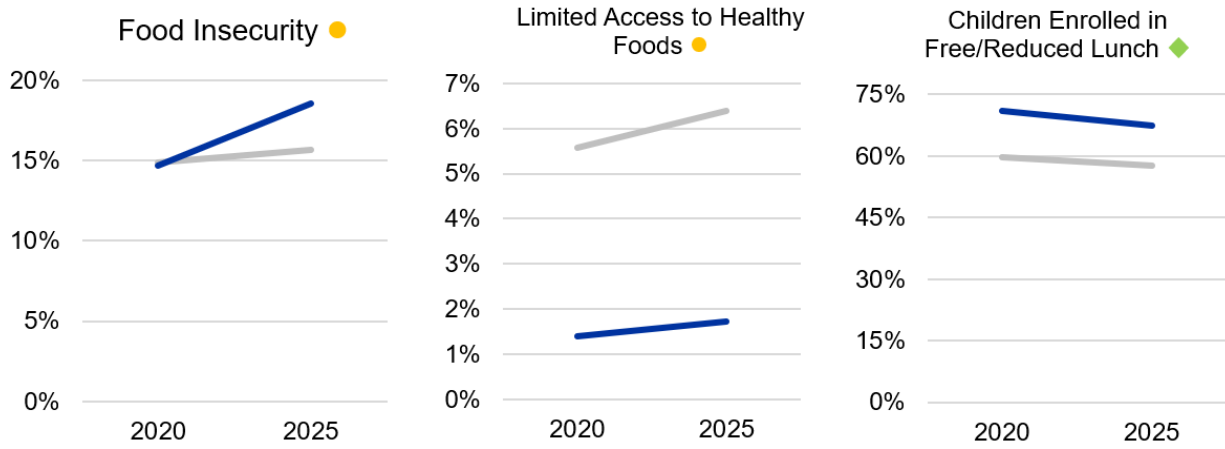
Physical Environment

Note: Monroe County is in **blue**, the Kentucky average is in **gray**.



Food Access

Note: Monroe County is in **blue**, the Kentucky average is in **gray**.



Hospital Utilization Data

The Tables below provide an overview of patients at Monroe County Medical Center; in particular how they pay, and why they visited.

Hospital Usage, 1/1/2024 – 12/21/2024

Patient Status	Total
Inpatient Discharges	1,050
Outpatient Visits	23,085

Hospital Inpatient Payer Mix, 1/1/2024 – 12/21/2024

Payer	Discharges
Medicare (Excluding Medicare Managed Care)	468
Medicare Managed Care	350
WellCare of Kentucky Medicaid Managed Care	43
Commercial – Other	40
Commercial - Anthem Health Plans of KY	34
Aetna Better Health of KY Medicaid Managed Care	23
Anthem Medicaid Managed Care	21
Self Pay	20
In State Medicaid	15
Passport Medicaid Managed Care	11
Humana Medicaid Managed Care	6
Commercial - United Healthcare	6
United Healthcare Medicaid Managed Care	5
Out of State Medicaid	4
CHAMPVA	4

Hospital Outpatient Payer Mix, 1/01/2024 - 12/21/2024

Payer	Visits
Medicare Managed Care	5,511
Medicare (Excluding Medicare Managed Care)	5,405
Commercial - Anthem Health Plans	3,325
WellCare of Kentucky Medicaid Managed Care	2,246
Aetna Better Health of KY Medicaid Managed Care	1,080
Anthem Medicaid Managed Care	832
Self Pay	831
Commercial - Other	790
Commercial - United Healthcare	710
Humana Medicaid Managed Care	465
Passport Medicaid Managed Care	373
United Healthcare Medicaid Managed Care	232
Out of State Medicaid	215
Commercial - Cigna Health & Life	208
Commercial - Humana	199
In State Medicaid	168
CHAMPVA	152
Tricare (CHAMPUS)	138
Workers Compensation	113
Auto Insurance	92

Hospital Inpatient Diagnosis Related Group, 1/01/2024 - 12/21/2024

DRG Description	Discharges
Simple Pneumonia and Pleurisy with CC	90
Kidney and Urinary Tract Infections without MCC	77
Simple Pneumonia and Pleurisy without Cc/MCC	64
Esophagitis, Gastroenteritis and Miscellaneous Digestive Disorders without MCC	53
Chronic Obstructive Pulmonary Disease without CC/MCC	50
Chronic Obstructive Pulmonary Disease with MCC	41
Heart Failure and Shock without CC/MCC	41
Signs and Symptoms without MCC	40
Heart Failure and Shock with MCC	34
Miscellaneous Disorders Of Nutrition, Metabolism, Fluids and Electrolytes without MCC	31
<i>(All Other)</i>	529

Community Steering Committee

The Community Steering Committee plays a vital role in the CHNA process. Blueprint Kentucky provides a list of community leaders, agencies, and organizations to the hospital to assist them in the recruitment of members that facilitates broad community input.

These committee members represent organizations and agencies that serve the Monroe County population in a variety of areas that relate to the health of the population. By volunteering their time, the committee members enable the hospital to acquire input from residents that are often not engaged in conversations about their health needs. The steering committee provides both with an expert view of the needs they see while working with the people and clients they serve and with extensive distribution of the community survey. The community steering committee committed to the process both promoting the survey through social media and encouraging organizations to share through email channels.

Monroe County Medical Center leadership recruited members of the community to serve on the steering committee. Blueprint Kentucky representatives scheduled and completed the first meeting in December 2025 introduce the assessment process, share the role of a committee member, and lead a focus group. A final steering committee meeting was held April 3rd, 2026, for the report of survey, focus group and key informant interview results along with selected secondary health data to inform and guide the prioritization process of the identified health needs. This resulted in the community steering committee making recommendations on the priority health needs for Monroe County Medical Center to address over the next three years.

Monroe County Medical Center Community Steering Committee

Name	Representing Organization
Stephanie Hestand	Monroe County Cooperative Extension
Kelli Smith	Monroe County Health Department
Jill Ford	Monroe County Health Department
Glenna Geraldts	Monroe County Family Resource Center
Andrea McLerran	Monroe County Medical Center, CEO
Laura Bowe	Monroe County Medical Center, CNO
Cathey Owen	Helping Monroe
Patrick Collins	Monroe County Emergency Medical Services
Stacy Murphy	Cumberland Family Medical Center

Community Feedback

In December 2025, members of the Monroe County Medical Center Community Health Needs Assessment steering committee participated in a focus group. The committee membership includes representation from Monroe County Public Health Department, EMS, Monroe County Schools, a local food bank and Monroe County Extension. The members bring knowledge and expertise to the populations they serve. Two additional focus groups were conducted with the Monroe County Homemakers Council and with a Youth Council at the high school. Thirty individuals participated in three focus groups. What follows is a summary of the responses that highlight the results of the conversations that identify strengths of the community and the healthcare system, challenges/barriers in the broader healthcare system and opportunities for improving the health of the community.

Focus Group and Key Informant Findings

Qualitative analysis of focus group and key informant responses revealed overarching themes. Findings consistently underscored challenging experiences that not only hindered community ability to access services, but also the need for expanded services. The key findings from each of the four questions posed to the focus group participants and the key informant are listed below:

- There are numerous community strengths that impact health in the service area.
- The greatest health needs in the service area involve mental health, chronic diseases, healthy choices and opportunities, and access to care. Social determinants of health particular to the service area heavily impact the community's view of the greatest health needs.
- Concerning the community's perception of the current healthcare system, the service area has a broad array of services across the broader healthcare system, but there is a need for expanding access and increasing services.
- To better meet health needs in Monroe County, the community recommends more collaboration, education, and expanding services.

Finding 1: There are numerous community strengths that impact health in the service area.

Responses that contributed to this finding are listed below.

Healthcare & Access

- Primary care providers with available appointments and personalized, caring service
- Quality hospital
 - Strong community involvement
 - Peer support
 - ER walk-in clinic on weekends
- Satellite clinics for specialty care
- EMS staffed with medics on all shifts
- Quality fire department, police, and first responders
- Behavioral health services through LifeSkills and Alliance
- Harm reduction programming through the Health Department
- County Extension

Food Access & Physical Activity

- Farmer's market
- Food bank
- Blessing boxes
- Helping Monroe organization
- Wellness Center and private gym available in the community
- Walking trails
- Pickleball facilities
- Soccer fields/sports complex
- School gyms open to and used by the broader community

Community Supports

- Large volunteer base and active civic organizations (Masons, Jaycees, Kiwanis, and Extension Homemakers)
- Events on Main Street increasing downtown gatherings and community connections
- Church groups provide support, services, and connection
- Youth clubs including TOP and Youth Ambassadors
- Strong partnerships between schools, Social Services, Health Department, and Monroe County Extension

Finding 2: The greatest health needs in Monroe County involve mental health, chronic diseases, and access to care. Social determinants of health particular to Monroe County heavily impact the community's view of the greatest health needs.

Responses that contributed to this finding are listed below.

Mental Health

- Mental health needs
 - Span all age groups
 - Insufficient providers and support options
- Substance use
 - Effects on all ages
 - Lack of local inpatient rehabilitation facility
 - Need additional prevention efforts
 - Need vaping education especially at middle and high schools
- Need additional support groups – available at different times and locations
- Mental health education needed schools and community settings

Chronic Diseases

- Obesity
- Diabetes
- Respiratory disease
- Cardiovascular disease
- Cancer
 - Lung
 - Colon
 - Breast
 - Pancreatic

Access to Care

- Need for dentists that accept Medicaid
- Lack of orthodontists in county
- Lack of local cancer treatment requires patients to travel
- Services/care for children
 - Affordable childcare
 - Need for more foster parents
- School based clinics could improve access to for students
- Transportation to care for seniors and families with young children

Social determinants of health particular to Monroe County that impact the greatest health needs in the community are:

Economic Security

The community needs economic development regarding recruiting businesses to provide more employment opportunities for citizens.

Food Insecurity

Food insecurity can undermine a community’s well-being by increasing chronic disease risk, worsening mental health, and contributing to broader economic and health disparities.

Housing

The lack of affordable and quality housing options impacts many community members and plays a part in causing a growing homeless population.

Finding 3: Concerning the community’s perception of the current healthcare system, the service area has a broad array of services across the broader healthcare system, but there is a need for expanding access and increasing services.

Responses that contributed to this finding are listed below.

Opportunities for healthcare system

- More providers needed
 - Specialty care
 - Behavioral health
- Inpatient substance use treatment facility
- Substance use prevention programs
- More support groups (varied times & locations)
- Develop partnership with TJ Sampson or Medical Center Bowling Green
- Services for adults with special needs (post-children's services)
- Health education in schools
- Expanded harm reduction services
- Vaccine education
- More free clinic days and school physicals

Strengths of healthcare system

- Monroe County Medical Center & ER (weekend walk-in clinic)
- Public health and Health Department services
- Accessible primary care physicians – caring and provide personal care
- EMS with medics on all shifts

- Quality Fire Department, Police and First Responders
- Specialty care satellite clinics
- Behavioral health services (Life Skills & Alliance)
- Harm reduction programs
- Community infection prevention
- Support from church and faith groups
- Youth clubs and sports programs

Finding 4: To better meet health needs in Monroe County, the community recommends more collaboration, education, and expanding services.

Responses that contributed to this finding are listed below.

Collaboration/Education

- Increase physical activity opportunities – assist with costs
- Boys and Girls club for youth activities
- Special needs adult services – after aging out of children’s services
- Support Groups – all types
- Health Education – in schools
- Harm reduction services
- Substance use prevention
- Vaping education – health effects
- Education on current available services – hospital, health department, and community resources

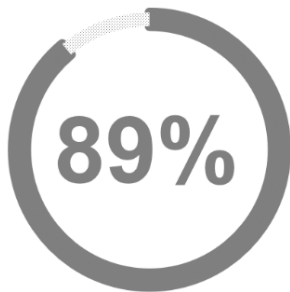
Expanding Services

- Mental health
- Increase mental health education programs
- Recovery assistance (Financial, housing and employment)
- Recognize mental health as a root cause of other health issues, increased education
- Recruit more providers (aging providers in community)
- Specialty care
- Family medicine
- Improve retention

Monroe County Medical Center Survey Results

WINTER 2025

Respondent Demographics	196 Respondents
--------------------------------	---------------------------

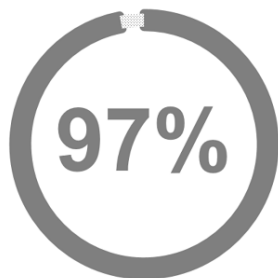


Respondents are female.

Additional responses: Male (10%), Prefer not to answer (0.6%).

Respondents by age group:

18 - 24	3%
25 - 39	21%
40 - 54	37%
55 - 64	20%
65 - 69	10%
70 or older	9%

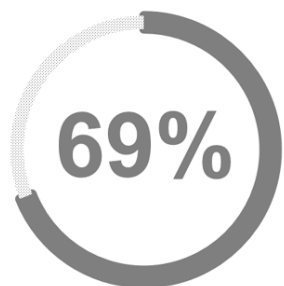


Respondents are white.

Additional responses: Prefer not to answer (2%), African American / Black (0.6%), Other (0.6%).

Respondents by educational attainment:

High school	26%
Technical school	7%
College or above	65%
Other	2%



Respondents are employed full-time.

Additional responses: Retired (17%), Employed part-time (7%), Disabled (3%), Stay at home (2%), Student (0.6%).

Respondents by annual household income:

\$0 - \$24,999	10%
\$25,000 - \$49,999	16%
\$50,000 - \$74,999	19%
\$75,000 - \$99,999	15%
\$100,000 or more	25%
Prefer not to answer	15%



Respondents report wages from employers as their primary source of income.

Other primary sources of respondents' income:

Social security/disability social security	14%
Self-employment	6%
Pension/retirement plan	6%
Support from family members	1%
Prefer not to answer	5%

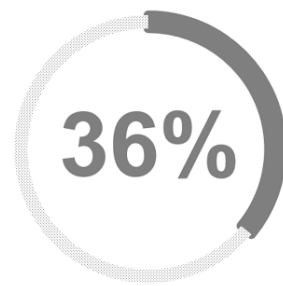
Respondents not receiving routine healthcare cite these barriers:

Cannot afford it	29%
No specialist in my community	29%
Lack of providers in my community	21%
Cannot take off from work	21%
No transportation	14%
Other	14%
<i>Not sick, work in Monroe</i>	



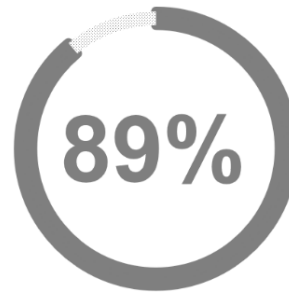
Respondents receive routine healthcare at a Physician's Office / Family Doctor.

Additional responses: Emergency Room (8%), Urgent Care (7%), Health Department (3%), Other (2%), I do not receive routine healthcare (1%).



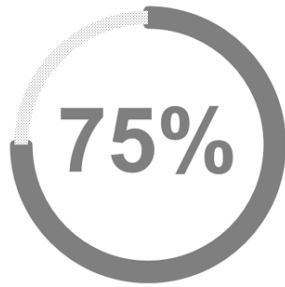
Respondent households eligible for commercial/private insurance.

Additional responses: Medicare (33%), Medicaid (14%), SNAP (11%), VA (5%), Public housing assistance (1%).



Respondent households satisfied with the ability to access healthcare services in Monroe County.

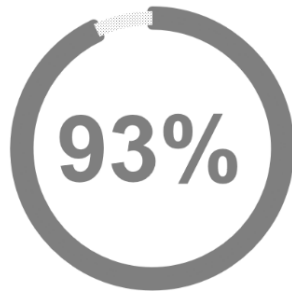
How respondents and their household members use hospital services:



Respondents used hospital services in the past 12 months. 79% used the services of Monroe County Medical Center

Hospital services used by respondents:

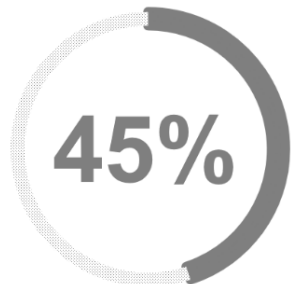
Outpatient services (radiology, laboratory, therapy, etc.)	54%
Emergency room for non-life-threatening issue	27%
Inpatient services	10%
Emergency room for life-threatening issue	9%



Respondents were “Satisfied” or “Very Satisfied” with their overall experience at Monroe County Medical Center.

Respondents used these other hospitals:

TJ Samson Community Hospital	40%
The Medical Center at Bowling Green	35%
Greenview Hospital	5%
The Medical Center at Scottsville	3%
Macon Community Hospital	0.7%
Cumberland County Hospital	0.7%
Other <i>Vanderbilt (7), Cookeville (3), Saint Thomas (3), U of L (2), Graves Gilbert (2), VA (2)</i>	16%

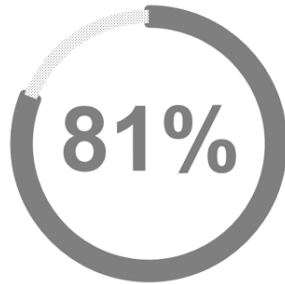


Respondents used another hospital because the service they needed was not available at Monroe County Medical Center.

Other reasons respondents used a hospital other than Monroe County Medical Center:

My doctor referred me to another hospital	28%
My insurance requires me to go somewhere else	8%
I prefer larger hospitals	5%
Other <i>Past experience/perceived reputation (4), Live Elsewhere (4), Emergency/Distance (3)</i>	14%

Respondents' proclivity for using video calls (telemedicine) for specialty care:



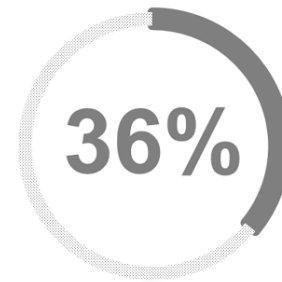
Respondents drive more than 30 miles to see a specialist.

Respondents would be willing to see these specialists using telemedicine:

Mental/Behavioral Health	19%
Dermatology	14%
Cardiology	12%
Endocrinology	11%
Gastroenterology	11%
Urology	8%
Pediatrics	7%
Pulmonology	7%
Nephrology	6%
Oncology	5%

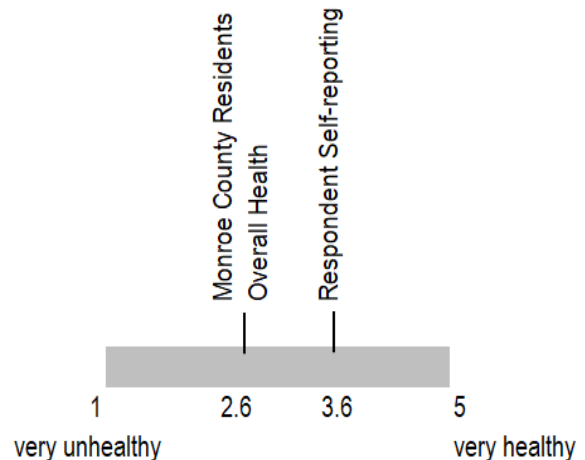
The top five most important factors for a healthy community:

Access to primary care	12%
Positive place to raise children	11%
Good school systems	11%
Healthy economy	9%
Low crime / safe neighborhoods	9%
Affordable / safe housing	8%
Religious / spiritual values	6%
Access to medical specialists	5%
Access to behavioral / mental health	5%
Access to nutritious foods	4%
Availability of care for senior citizens	4%
Access to dental services	4%
Access to quality/ affordable childcare	3%
Access to eye care	2%
Access to parks and recreation	2%
Low disease rates	2%
Transportation	1%
Excellent race relations	0.6%
Other	0.2%



Believe Monroe County meets these factors at least somewhat frequently.

How respondents rate their own health & health of the community:



Health challenges faced by respondent households:

High blood pressure	28%
Overweight / obesity	21%
Diabetes	20%
Mental health challenges	10%
Heart disease	8%
Cancer	4%
Respiratory / lung disease	3%
Stroke	2%
Substance use disorder	0.3%
Other	3%
<i>Neurological (3), Autoimmune (3), Orthopedic (3)</i>	

Top five most common unhealthy behaviors in Monroe County:

Illegal drug use (methamphetamine/ cocaine/ etc.)	18%
Tobacco / nicotine use (cigarettes/ vaping/ chew tobacco/ etc.)	17%
Alcohol abuse	14%
Prescription drug misuse	14%
Poor eating habits	13%
Lack of exercise	10%
Lack of financial literacy	8%
Unsafe sex behaviors	4%
Lack of proper sleep	1%

The five health problems with the greatest impact on overall health in Monroe County:

Alcohol/drugs	13%
Overweight/obesity	12%
Diabetes	11%
Heart disease and stroke	11%
Cancer	11%
Mental health issues	11%
Tobacco use	6%
Child abuse/neglect	6%
High blood pressure	5%
Lack of family planning	3%
Aging problems	2%
Respiratory/lung disease	2%
Dental problems	2%
Environmental issues	1%
Teenage pregnancy	1%
HIV/AIDS/STDs	1%
Infectious disease	1%
Other	0.3%

Respondents would be interesting in learning more about these health topics:


Weight loss	20%
Eating healthy	17%
Cancer prevention	14%
Mental health/Depression	13%
Heart disease	9%
Emergency preparedness	9%
High blood pressure	8%
Tobacco cessation	4%
Substance use disorder (alcohol and/or drugs)	4%
Using my medications correctly	3%
Other	0.4%

The most important thing Monroe County can do to have a positive effect on the opioid crisis:

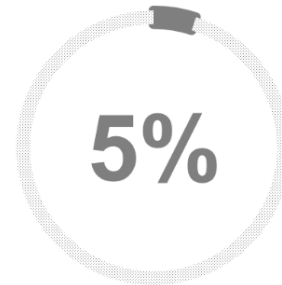
Provide more court-appointed treatment	27%
Education/services	24%
Open more treatment facilities	18%
Provide more substance abuse prevention	15%
Provide transportation to treatment	9%
Provide more naloxone (to treat overdoses)	1%
Other	5%
<i>Stronger enforcement & penalties (4), Prescription reform (2)</i>	

How Monroe County can better meet the community’s health needs (ten most frequently mentioned respondent ideas):

Access to affordable healthy food	11%
Elderly resources & education	10%
Health education & awareness	10%
Substance use disorder resources	10%
More Physicians/Specialists	9%
Mental health resources	7%
Family friendly recreation	6%
Health screenings at community events	5%
Local transportation	4%
Schools/Education	4%



Respondent households worried whether food would run out before having money to buy more.



Respondents have a steady place to live today but worry about losing it in the future.

Reasons respondents do not eat the minimum recommended servings of fruits and vegetables daily:

Cost	41%
Limited options available	23%
Lack of access to fruits and vegetables	11%
Do not like taste of fruits and vegetables	10%
Lack of knowledge on how to prepare fruits and vegetables	8%
Other	6%
<i>Convenience / Priority / Apathy (7)</i>	

Prioritization of Identified Health Needs

Monroe County Medical Center CHNA steering committee meeting was held in April 2026 to review findings from the community surveys, focus groups and county specific secondary health data.

The process of priority selection followed the Association for Community Health Improvement (ACHI) recommendations to consider:

1. The ability of Monroe County Medical Center to evaluate and measure outcomes.
2. The number of people affected by the issue or size of the issue.
3. The consequences of not addressing this problem.
4. Prevalence of common themes.
5. The existence of hospital programs which respond to the identified need.

Blueprint Kentucky staff led a facilitated discussion with members of the steering committee after the data presentation and completed the process of prioritizing the identified health needs. The following represent the recommendations of the steering committee to Monroe County Medical Center for addressing health needs in Monroe County and the hospital service area for the next three years.

Prioritized Needs

- Mental Health
 - Including substance use/misuse (alcohol, tobacco, vaping, and drugs (illicit and prescription)
- Access to Care
 - Access to healthcare in schools
 - Access to specialty care and primary care providers
- Chronic Diseases
 - Diabetes, obesity, heart disease, hypertension
- Community and Health Education
 - Services and resources available
 - Health issues (prevention)

Next Steps

Hospital administration and staff along with community partners will develop an implementation plan that includes measurable goals, objectives, and action plan to address each identified priority health need in this community health needs assessment.

This Implementation Strategy will be rolled out over the next three years, from July 2026 through July 2029.

Monroe County Medical Center will kick off the implementation strategy by initiating collaborative efforts with community leaders to address each health priority identified through the assessment process.

Periodic evaluation of goals/objectives for each identified priority will be conducted to ensure that the hospital is on track to complete the plan as described.

Monroe County Medical Center staff will review the implementation strategy and report on the success experienced through the collaborative efforts of improving the health of the community.

Appendix

- A. Secondary Data Sources
- B. Monroe County Medical Center CHNA Survey
- C. Board Approval

2025 Select Measures and Data Sources

Measure	Weight	Data Source	Years of Data	
POPULATION HEALTH AND WELL-BEING				
LENGTH OF LIFE				
Life span	Premature Death*	50%	National Center for Health Statistics - Natality and Mortality Files; Census Population Estimates Program	2020-2022
QUALITY OF LIFE				
Physical health	Poor Physical Health Days	10%	Behavioral Risk Factor Surveillance System	2022
	Low Birth Weight*	20%	National Center for Health Statistics - Natality Files	2017-2023
Mental health	Poor Mental Health Days	10%	Behavioral Risk Factor Surveillance System	2022
Life satisfaction	Poor or Fair Health	10%	Behavioral Risk Factor Surveillance System	2022
COMMUNITY CONDITIONS				
HEALTH INFRASTRUCTURE				
Health promotion and harm reduction	Flu Vaccinations*	4%	Mapping Medicare Disparities Tool	2022
	Access to Exercise Opportunities	4%	ArcGIS Business Analyst and ArcGIS Online; YMCA; US Census TIGER/Line Shapefiles	2024, 2022 & 2020
	Food Environment Index [†]	4%	USDA Food Environment Atlas; Map the Meal Gap from Feeding America	2019 & 2022
Clinical care	Primary Care Physicians	2%	Area Health Resource File/American Medical Association	2021
	Mental Health Providers	1%	CMS, National Provider Identification	2024
	Dentists	1%	Area Health Resource File/National Provider Identifier Downloadable File	2022
	Preventable Hospital Stays*	4%	Mapping Medicare Disparities Tool	2022
	Mammography Screening*	1%	Mapping Medicare Disparities Tool	2022
	Uninsured	4%	Small Area Health Insurance Estimates	2022
	PHYSICAL ENVIRONMENT			
Housing and transportation	Severe Housing Problems	4%	Comprehensive Housing Affordability Strategy (CHAS) data	2017-2021
	Driving Alone to Work*	2%	American Community Survey, five-year estimates	2019-2023
	Long Commute - Driving Alone	1%	American Community Survey, five-year estimates	2019-2023
Air, water and land	Air Pollution: Particulate Matter	8%	Environmental Public Health Tracking Network	2020
	Drinking Water Violations*	4%	Safe Drinking Water Information System	2023
Civic and community resources	Broadband Access	4%	American Community Survey, five-year estimates	2019-2023
	Library Access	2%	Institute of Museum and Library Services	2022
SOCIAL AND ECONOMIC FACTORS				
Education	Some College	8%	American Community Survey, five-year estimates	2019-2023
	High School Completion	8%	American Community Survey, five-year estimates	2019-2023
Income, employment and wealth	Unemployment	8%	Bureau of Labor Statistics	2023
	Income Inequality	8%	American Community Survey, five-year estimates	2019-2023
	Children in Poverty*	8%	Small Area Income and Poverty Estimates; American Community Survey, five-year estimates	2023 & 2019-2023
Safety and social support	Injury Deaths*	4%	National Center for Health Statistics - Mortality Files; Census Population Estimates Program	2018-2022
	Social Associations	2%	County Business Patterns	2022
	Child Care Cost Burden	4%	The Living Wage Institute; Small Area Income and Poverty Estimates	2024 & 2023

*Subgroup data available by race and ethnicity; [†]Data availability or recency varies by state

2025 Additional and Demographic Measures and Data Sources

Measure	Data Source	Years of Data	
POPULATION HEALTH AND WELL-BEING			
LENGTH OF LIFE			
Life span	Life Expectancy*	National Center for Health Statistics - Natality and Mortality Files; Census Population Estimates Program	2020-2022
	Premature Age-Adjusted Mortality*	National Center for Health Statistics - Natality and Mortality Files; Census Population Estimates Program	2020-2022
	Child Mortality*	National Center for Health Statistics - Mortality Files; Census Population Estimates Program	2019-2022
	Infant Mortality*	National Center for Health Statistics - Natality and Mortality Files	2016-2022
QUALITY OF LIFE			
Physical health	Frequent Physical Distress	Behavioral Risk Factor Surveillance System	2022
	Diabetes Prevalence	Behavioral Risk Factor Surveillance System	2022
	HIV Prevalence*	National Center for HIV/AIDS, Viral Hepatitis, STD, and TB Prevention	2022
	Adult Obesity	Behavioral Risk Factor Surveillance System	2022
Mental health	Frequent Mental Distress	Behavioral Risk Factor Surveillance System	2022
	Suicides*	National Center for Health Statistics - Mortality Files; Census Population Estimates Program	2018-2022
Life satisfaction	Feelings of Loneliness*	Behavioral Risk Factor Surveillance System	2022
COMMUNITY CONDITIONS			
HEALTH INFRASTRUCTURE			
Health promotion and harm reduction	Limited Access to Healthy Foods	USDA Food Environment Atlas	2019
	Food Insecurity	Map the Meal Gap	2022
	Insufficient Sleep	Behavioral Risk Factor Surveillance System	2022
	Teen Births*	National Center for Health Statistics - Natality Files; Census Population Estimates Program	2017-2023
	Sexually Transmitted Infections*	National Center for HIV/AIDS, Viral Hepatitis, STD, and TB Prevention	2022
	Excessive Drinking	Behavioral Risk Factor Surveillance System	2022
	Alcohol-Impaired Driving Deaths	Fatality Analysis Reporting System	2018-2022
	Drug Overdose Deaths*	National Center for Health Statistics - Mortality Files; Census Population Estimates Program	2020-2022
	Adult Smoking	Behavioral Risk Factor Surveillance System	2022
	Physical Inactivity	Behavioral Risk Factor Surveillance System	2022
Clinical care	Uninsured Adults	Small Area Health Insurance Estimates	2022
	Uninsured Children	Small Area Health Insurance Estimates	2022
	Other Primary Care Providers	CMS, National Provider Identification	2024
PHYSICAL ENVIRONMENT			
Housing and transportation	Traffic Volume	EJSCREEN: Environmental Justice Screening and Mapping Tool	2020
	Homeownership	American Community Survey, five-year estimates	2019-2023
	Severe Housing Cost Burden	American Community Survey, five-year estimates	2019-2023
Air, water and land	Access to Parks	ArcGIS Online; US Census TIGER/Line Shapefiles	2024 & 2020
Climate	Adverse Climate Events	Environmental Public Health Tracking (EPHT) Network; U.S. Drought Monitor (USDM); OPEN FEMA Disaster Declaration Summaries	2019-2023
Civic and community resources	Census Participation	Census Operational Quality Metrics	2020
	Voter Turnout*	MIT Election Data and Science Lab; American Community Survey, five-year estimates	2020 & 2016-2020

SOCIAL AND ECONOMIC FACTORS			
Education	High School Graduation ⁺	State-specific sources & EDFacts	Varies
	Reading Scores ^{**}	Stanford Education Data Archive	2019
	Math Scores ^{**}	Stanford Education Data Archive	2019
	School Segregation	National Center for Education Statistics	2023-2024
	School Funding Adequacy ⁺	School Finance Indicators Database	2022
Income, employment and wealth	Children Eligible for Free or Reduced Price Lunch ⁺	National Center for Education Statistics	2022-2023
	Gender Pay Gap	American Community Survey, five-year estimates	2019-2023
	Median Household Income [*]	Small Area Income and Poverty Estimates; American Community Survey, five-year estimates	2023 & 2019-2023
	Living Wage	The Living Wage Institute	2024
Safety and social support	Child Care Centers	Homeland Infrastructure Foundation-Level Data (HIFLD)	2010-2022
	Residential Segregation - Black/White	American Community Survey, five-year estimates	2019-2023
	Homicides [*]	National Center for Health Statistics - Mortality Files; Census Population Estimates Program	2016-2022
	Motor Vehicle Crash Deaths [*]	National Center for Health Statistics - Mortality Files; Census Population Estimates Program	2016-2022
	Firearm Fatalities [*]	National Center for Health Statistics - Mortality Files; Census Population Estimates Program	2018-2022
	Disconnected Youth	American Community Survey, five-year estimates	2019-2023
	Lack of Social and Emotional Support ⁺	Behavioral Risk Factor Surveillance System	2022
DEMOGRAPHICS			
	% Below 18 Years of Age	Census Population Estimates Program	2023
	% 65 and Older	Census Population Estimates Program	2023
	% Female	Census Population Estimates Program	2023
	% American Indian or Alaska Native	Census Population Estimates Program	2023
	% Asian	Census Population Estimates Program	2023
	% Hispanic	Census Population Estimates Program	2023
	% Native Hawaiian or Other Pacific Islander	Census Population Estimates Program	2023
	% Non-Hispanic Black	Census Population Estimates Program	2023
	% Non-Hispanic White	Census Population Estimates Program	2023
	% Disability: Functional Limitations	Behavioral Risk Factor Surveillance System	2022
	% Not Proficient in English	American Community Survey, five-year estimates	2019-2023
	Children in Single-Parent Households	American Community Survey, five-year estimates	2019-2023
	% Rural	Decennial Census Demographic and Housing Characteristics File	2020
	Population	Census Population Estimates Program	2023

*Subgroup data available by race and ethnicity; ⁺Data availability or recency varies by state

Monroe County Medical Center

2025 CHNA Survey

We want to better understand your health needs and how the hospital and its partners can better meet those needs.

Please take 5-10 minutes to fill out this survey. Please do not include your name anywhere.

All responses will remain anonymous.

Q1. Please tell us your zip code:

Q2. Are you or anyone in your household satisfied with the ability to access healthcare services in Monroe County?

- Yes
- No

Q3. Where do you go to receive routine healthcare? Select all that apply.

- Physician's office/My family doctor
- Emergency room
- Health department
- Urgent care
- Other. Please specify: _____
- I do not receive routine healthcare

Q4. If you answered "I do not receive routine healthcare" to the previous question, please select all that apply as to why.

- No appointment available
- Lack of providers
- No transportation
- Cannot take off work
- Cannot afford it
- No specialist in my community
- Other. Please specify: _____

Q5. How far do you or anyone in your household travel to see a specialist?

- Less than 30 miles
- 30 - 49 miles
- 50 - 100 miles
- Other. Please specify: _____
- I do not see a specialist

Q6. What specialty care services would you be willing to see using video calls (telemedicine)? Select all that apply.

- Cardiology
- Gastroenterology
- Dermatology
- Pulmonology
- Oncology
- Endocrinology
- Urology
- Pediatrics
- Nephrology
- Mental/Behavioral Health

Q7. Have you or someone in your household used the services of a hospital in the past 12 months?

- Yes
- No

Q8. Did you use the services of Monroe County Medical Center?

- Yes
- No

Q9. What services did you use? Select all that apply.

- Emergency room for life-threatening issue
- Emergency room for non-life-threatening issue
- Outpatient services (radiology, laboratory, therapy, etc.)
- Inpatient services

Q10. If you used services at another facility, which hospital did you use? Select all that apply.

- Macon Community Hospital
- TJ Samson Community Hospital
- The Medical Center at Bowling Green
- The Medical Center at Scottsville
- Greenview Hospital
- Cumberland County Hospital
- Other. Please specify: _____

Q11. Why did you or someone in your household go to a hospital other than Monroe County Medical Center? Select all that apply.

- Service I needed was not available
- My doctor referred me to another hospital
- My insurance requires me to go somewhere else
- I prefer larger hospitals
- Other. Please specify: _____

Q12. If you received care at Monroe County Medical Center how satisfied were you with the overall experience?

- Very satisfied
- Satisfied
- Dissatisfied
- Very dissatisfied

Q13. How would you rate **own personal health**?

- Very healthy
- Healthy
- Neither healthy nor unhealthy
- Unhealthy
- Very unhealthy

Q14. How would you rate the overall **health of Monroe County**?

- Very healthy
- Healthy
- Neither healthy nor unhealthy
- Unhealthy
- Very unhealthy

Q15. Which of the following health challenges do you or anyone in your household face? Choose all that apply.

- Cancer
- Diabetes
- Mental health issues
- Heart disease
- Stroke
- High blood pressure
- HIV/AIDS/STDs
- Overweight/obesity
- Respiratory/lung disease
- Substance use disorder
- Other. Please specify: _____

Q16. What are TOP FIVE most important factors for a **healthy community**. Choose **up to five** options.

- Positive place to raise children
- Low crime/safe neighborhoods
- Good school systems
- Access to primary care
- Access to medical specialists
- Access to behavior/mental health care
- Access to dental services
- Access to eye care
- Access to parks and recreation
- Affordable/safe housing
- Access to quality, affordable childcare
- Low disease rate
- Excellent race relationships
- Religious/spiritual values
- Availability of care for senior citizens (assisted care, long-term care, etc.)
- Healthy economy (job opportunities, low poverty rate, etc.)
- Access to nutritious foods
- Transportation
- Other. Please specify: _____

Q17. Do you think Monroe County meets these factors?

- Yes, frequently
- Yes, somewhat frequently
- Sometimes
- No, somewhat infrequently
- No, never

Q18. Please select the **top five** most common unhealthy behaviors in Monroe County. Choose **up to five** options.

- Alcohol abuse
- Tobacco/nicotine use
- Unsafe sex behaviors
- Prescription drug misuse
- Illegal drug use (methamphetamine, cocaine, etc.)
- Poor eating habits
- Lack of exercise
- Lack of proper sleep
- Lack of financial literacy

Q19. In the following list, what do you think are the FIVE greatest health problems that should be addressed in Monroe County **(those concerns which have the greatest impact on overall community health)**. Select only five.

- Cancer
- Diabetes
- Mental health issues
- High blood pressure
- Heart disease and stroke
- HIV/AIDS/STDs
- Tobacco use
- Overweight/obesity
- Dental problems
- Alcohol/drugs
- Child abuse/neglect
- Respiratory/lung disease
- Aging problems
- Teenage pregnancy
- Environmental issues
- Infectious disease
- Lack of family planning
- Other. Please specify: _____

Q20. What could be done in Monroe County to better meet the community's health needs?

Q21. Which health related topics would you be interested in learning more about? Select all that apply.

- Eating healthy
- Weight loss
- Heart disease
- Cancer prevention
- Emergency preparedness
- Tobacco cessation
- Substance use disorder (alcohol and/or drugs)
- Mental health/Depression
- High blood pressure
- Using my medications correctly
- Other. Please specify: _____

Q22. Please select the most important thing Monroe County can do to have a positive effect on the opioid crisis.

- Open more treatment facilities
- Provide more transportation to treatment
- Provide more court-appointed treatment
- Provide more substance abuse prevention
- Education/services
- Provide more naloxone (to treat overdoses)
- Other. Please specify: _____

Q23. What is your current employment status?

- Employed part-time
- Employed full-time
- Disabled
- Retired
- Full/part time student
- Stay at home parent/caregiver
- Unemployed

Q24. What is your age?

- 18 - 24
- 25 - 39
- 40 - 54
- 55 - 64
- 65 - 69
- 70 or older

Q25. What is your gender?

- Male
- Female
- Other. Please specify: _____
- Prefer not to answer

Q26. What is the highest level of education you have completed?

- High School
- Technical school
- College or above
- Other. Please specify: _____

Q27. What race do you most closely identify with?

- African American/Black
- Native Hawaiian/ other Pacific Islander
- Hispanic/Latino
- American Indian/Alaskan Native
- Asian
- White/Caucasian
- Prefer not to answer
- Other. Please specify: _____

Q28. What is your annual household income?

- \$0 - \$24,999
- \$25,000 - \$49,999
- \$50,000 - \$74,999
- \$75,000 - \$99,999
- \$100,000 or more
- Prefer not to answer

Q29. What is your primary source of income?

- Wages from employer
- Self - employment
- Pension/retirement plan
- Unemployment benefits
- Social security/disability social security
- Support from family members
- Prefer not to answer
- Other. Please specify: _____

Q30. Are you or members of your household currently eligible for any of the following services? Select all that apply.

- Medicare
- Medicaid
- VA
- SNAP (Food stamp program)
- Public Housing Assistance
- Commercial/private insurance

Q31. What is your living situation today?

- I have a steady place to live
- I have a steady place to live today, but I worry about losing it in the future
- I do not have a steady place to live (temporarily staying with others, in a hotel, in a shelter, living outside on the street, in a car, in an abandoned building, at a bus or a train station, or at a park).

Q32. In the past 12 months, my household worried whether our food would run out before we had money to buy more.

- Often true (more than 5 times)
- Sometimes true (1-5 times)
- Never true

Q33. According to the American Heart Association, a person should eat a minimum of 5 servings of fruits and vegetables (2 fruit and 3 vegetables) daily. If you do not eat the minimum recommended servings of fruits and vegetables daily, what are the reasons?

- Lack of access to fruits and vegetables
- Cost
- Lack of knowledge how to prepare fruits and vegetables
- Limited options available
- I do not like taste of fruits and vegetables
- Other. Please specify: _____

Thank you for taking the time to participate in this survey!

Approval

This Community Health Needs Assessment was approved by the Monroe County Medical Center Board of Trustees on April 20th, 2026.

SIGNATURE

DATE